




ACE COMPUTERS
**CORPORATE
SUSTAINABILITY
REPORT**

FY2023

Published July 31, 2024




REPORT HIGHLIGHTS



| | |
|----|-----------------------------|
| 01 | INTRODUCTION |
| 02 | MESSAGE FROM OUR LEADER |
| 03 | ORGANIZATIONAL PROFILE |
| 04 | VISION, MISSION, AND VALUES |
| 05 | GOVERNANCE |
| 06 | STRATEGY AND ANALYSIS |
| 07 | MATERIALITY ASSESSMENT |
| 08 | GOALS AND PERFORMANCE |
| 09 | METRICS AND TARGETS |
| 10 | DATA SOURCES |
| 11 | STAKEHOLDER ENGAGEMENT |
| 12 | PERFORMANCE INDICATORS |
| 13 | CARBON EMISSIONS |
| 14 | INDEPENDENT ASSURANCE |
| 15 | MANAGEMENT APPROACH |
| 16 | WATER & OZONE |
| 17 | MATERIALITY |
| 18 | GRI REPORTING |
| 19 | CONCLUSION |
| 20 | ACKNOWLEDGEMENT |

1. INTRODUCTION

Ace Computers' commitment to sustainable computing ensures leadership in energy efficiency, community engagement and corporate governance. This year, we have made important strides in becoming a more environmentally friendly business. These include commitments to carbon emissions, waste reduction, and supplier engagement. Our sustainability report outlines what we have achieved to date in this year of progress, as well as the challenges that lie ahead. Our focus is on building stakeholder value and commitment, while also leading the industry in environmental safeguards.





2. MESSAGE FROM OUR LEADER

Dear Valued Stakeholders,

As President of Ace Computers, I am humbled to share with you our long-standing commitment to sustainability, which has been the very foundation of our operations for almost four decades. Starting in the early 1980s the journey so far has been greatly influenced by an insatiable and endless quest for innovation, quality, and environmental stewardship.

Decades of Sustainable Innovation: Our legacy is built on the principles of sustainable innovation. We have been developing continuously to bring products that not only deliver the best-in-class performance but also positively benefit our planet. This is reflected in our adherence to Global Reporting Initiative standards, especially in materials, energy, and emissions.

We have made huge strides in material efficiency through the focus on using materials to lower our impact on the environment, recycling and refurbishing more of our waste and continually assessing our take-back programs. Our effort at waste reduction resulted in a reduction in the use of virgin resources, in line with global trends on sustainability and consumer expectations.

The commitment to energy conservation remains unabated. We have invested in some of the finest energy-efficient technologies available, which have considerably curbed our energy consumption. Such efforts not only bring down operational costs but also indicate our responsibility towards mitigating climate change.

We're proud of the emission identification initiatives that have been useful in guiding our understanding of Scope 1, 2, and 3 emissions. With an industry-first proactive stance on the management of our carbon footprint, this demonstrates our commitment to a cleaner environment.

Looking to the Future: Looking ahead, we're quite optimistic about our ability to further build growth in sustainability for our company. Our team is researching new technologies and best practices that give us an opportunity to further minimize our impact on the environment while continuing to improve our product offerings.

Setting Ambitious Targets: We set ourselves high ambitions for the coming decade. Having completed our first Scope 3 Product Transport Report, we set the goal of reducing carbon emissions from transport by 10% by 2030, a solid goal for a small company. In addition, in 2024 we have plans to complete the SBTi process and set our SBTi commitment. This aspiration will guide our operations, product development, and supply chain management so that every business area we involve ourselves in contributes to a more sustainable future for all.

Following Sustainability Trends: We continuously monitor new trends in sustainability and remain dedicated to fine-tuning our strategies in a bid to keep apace with the best in the industry. This will involve our continued investment in renewable energy, improving the company's recycling programs, and collaboration with our partners to develop initiatives that will foster the practice of sustainability down the value chain. We remain committed to the progress we have and continue to make with our eco-label partner EPEAT, with Gold status within 2 points of our reach.

The Way Forward: From the data, what we can clearly deduce is where we are now and where we are headed if we are to realize our sustainability goals. Great ambitions, innovations, and a commitment to transparency are in place. With the dedication of our team and support from all our stakeholders, I have no doubt that we will continue strides toward a more sustainable and prosperous future.

Call to Action: We hereby invite all our stakeholders onto this journey to the future. We are undertaking to leave a world that's changed by our technology solutions for the better. Support and collaboration from your part is very much needed in taking this cause forward.

Thank you for your continued trust and partnership. Together, we will open up the way to a greener, more sustainable future.

Warm regards,



Marianne Samborski, President
Ace Computers



3. ORGANIZATIONAL PROFILE

Ace Computers is a technology solutions provider that has been delivering high-quality technology products and services for over four decades. The company focuses on helping clients stay connected and achieve mission success through innovative and reliable technology solutions. Ace Computers prides itself on using the same components as top manufacturers but at a fraction of the price, making high-quality technology accessible to a wide range of clients.

KEY OFFERINGS INCLUDE:

- Forensic Computing: Secure workstations designed for the acquisition and examination of digital evidence,
- High-Performance Computing (HPC): Solutions that deliver much higher performance than regular desktops or workstations, and
- Workstations & Servers: Customizable systems to meet the specific needs of clients.

INDUSTRIES SERVED:

- Federal & Military
- Higher Education
- State & Local Governments
- Corporate Sector

CASE STUDIES:

- Air Force Mission Planning: Providing technology solutions for mission-critical planning.
- National Institute of Standards and Technology: Supporting major U.S. research institutions with advanced computing solutions.

Ace Computers is a leading governmental computing solutions provider, with several thousand customers. Our corporate structure has been developed to foster innovativeness while embedding the priorities of sustainability into the very core of our activities, from headquarters in Des Plaines, Illinois to our dedicated workers in our remote colocations. Due to the nature of our activities, we have had to develop a relatively singular sustainable business model.





ACE COMPUTERS BUSINESS HISTORY

Ace Computers, founded by John Samborski in 1983, has been a pioneer in providing high-quality technology solutions for various sectors, including government, education, and corporations. From the outset, Samborski emphasized sustainability, ensuring that products were not only high-performing but also environmentally friendly. This commitment to sustainability has been a core value, influencing the choice of components and manufacturing processes. Over the years, Ace Computers has garnered numerous awards and certifications, reflecting their dedication to quality and innovation. Today, they continue to lead the industry, offering custom solutions that meet the evolving needs of their clients while maintaining a strong focus on sustainability.

Ace Computers Business History

1980

1983: Established in Madison, Wisconsin as an Apple® II peripheral manufacturer. Established ACE branded computer offerings, originally as an Apple® II compatible and, soon thereafter, Intel® compatible platforms.
1987: HQ to Prospect Heights, Illinois.
1989: Start manufacturing Intel® 80486 based platforms with tremendous growth

1990

1993: Start manufacturing Intel® Pentium® based PC's for the corporate market.
1994: Focus sales towards vertical markets - Education, Engineering, Government agencies
1998: Became the world's 2nd Intel® Premier™ Provider (Now called Intel Partner-Titanium)
1998: Establish new and larger HQ office in Arlington Heights, Illinois.

2000

2001: Became Microsoft® Gold™ System Builder
2002: Established 5-year GSA Schedule Contract for sales to the US Government.
2003: Entered the VAR 500 of top 500 VARs/resellers in the US.
2004: Received award from Federal Office Systems Expo for "Best Government Desktop" - Vision Series
2006: Entered into Energy Star agreement with the US EPA for Green technologies
2008: ACE obtains ISO-9001:2008 quality system certificate
2009: ACE establishes 5-year contract with Western States Contracting Alliance (WSCA) Enters into an agreement with EPEAT for environmental registration of our products

2010

2013: Establish new 6-year contract with the US Air Force for "NETCENTS 2"
2014: Establish new 10-year contract with NASA (SEWP V) to start in 2015 and run until 2025. Renewed for NASPO Contract (New identity for WSCA Contract) - 2015-2023.
2015: Establishes remote offices for sales - home offices exclusively in Denver, Irvine, Dallas, Minneapolis, Orlando, New York, and Virginia.
2016: Establish new Contract with the US Air Force - Client Computing Solutions 2 for 2017-2022
2017: Renewed for University of Wisconsin Blanket Contract for High Performance Computing.
2018: Establish new home offices in Phoenix, Las Vegas, and Boise.
2019: Awarded Intel for "Data Center Partner of the Year" March 2019.

2020

2020: Established new contract with US Army for "Army Desktop & Mobile Computing 3" for 2020-2029. Establish remote offices in Charleston, SC, Austin and Orlando, Close Irvine, Phoenix, and Boise. Continue growth during the COVID 19 Pandemic with limited staff in the office and almost no business travel.
2021: Moved to new HQ Office in Des Plaines, IL, largest facility to date, retaining Elk Grove as secondary warehouse. Added new home offices in Houston, Huntsville, Ft. Wayne, and Tampa.
2022: Renewed for 5 Year contract with USAF for Client Computing Solutions 3 - 2022-2027. Continue to expand sustainability reporting, as well as plans to expand sustainability/compliance department.
2023: Ace Computers celebrated 40 years in business since being founded in 1983 by John Samborski. Ace was proud to expand their Air Force CCS Contract.

4. VISION, MISSION & VALUES

Ace Computers' commitment to sustainable computing ensures leadership in energy efficiency, stakeholder engagement and corporate governance. This year, we have made important strides in becoming a more environmentally friendly business. These include commitments to waste reduction, energy efficiency and stakeholder engagement. Our sustainability report outlines what we have achieved to date in this year of progress, as well as the challenges that lie ahead. Our focus is on building stakeholder value and commitment, while also leading the industry in environmental safeguards.






5. GOVERNANCE

Our governance structure is strong, with clear roles and responsibilities defined for our management team and departments. The sustainability department, in particular, plays a crucial role in overseeing our sustainability strategy and ensuring accountability. This department consists of 2 committed team members and their director, who work tirelessly representing the diverse aspects of sustainability at Ace Computers. Regular reports to the management team ensure that sustainability stays a key focus and that our actions are in line with our long-term goals. In our quest to provide a transparent, comparable and verifiable business model, we have long implemented a thorough Integrated Management System and currently hold ISOs 9001, 14001, 27001, 28000, 45001 and 50001. You can view our certifications [here](#).

6. STRATEGY & ANALYSIS

We have a comprehensive and inclusive strategy in sustainability that safeguards both the short- and long-term goals. We track our performance against industry standards and strive for improvements. Of particular focus this year has been strengthening energy management systems, researching renewable sources of energy, and focusing on understanding our Scope 3 emissions. We currently purchase RECs to assist in reducing our carbon footprint. And we have set a reduction target for our Scope 3 Product Transport CO2 emissions. All of these efforts have been analyzed for their cost reduction potential and addition of operational efficiency, thereby reducing carbon emissions. We remain committed to adjusting our strategy in light of dynamically changing challenges and opportunities of sustainability.

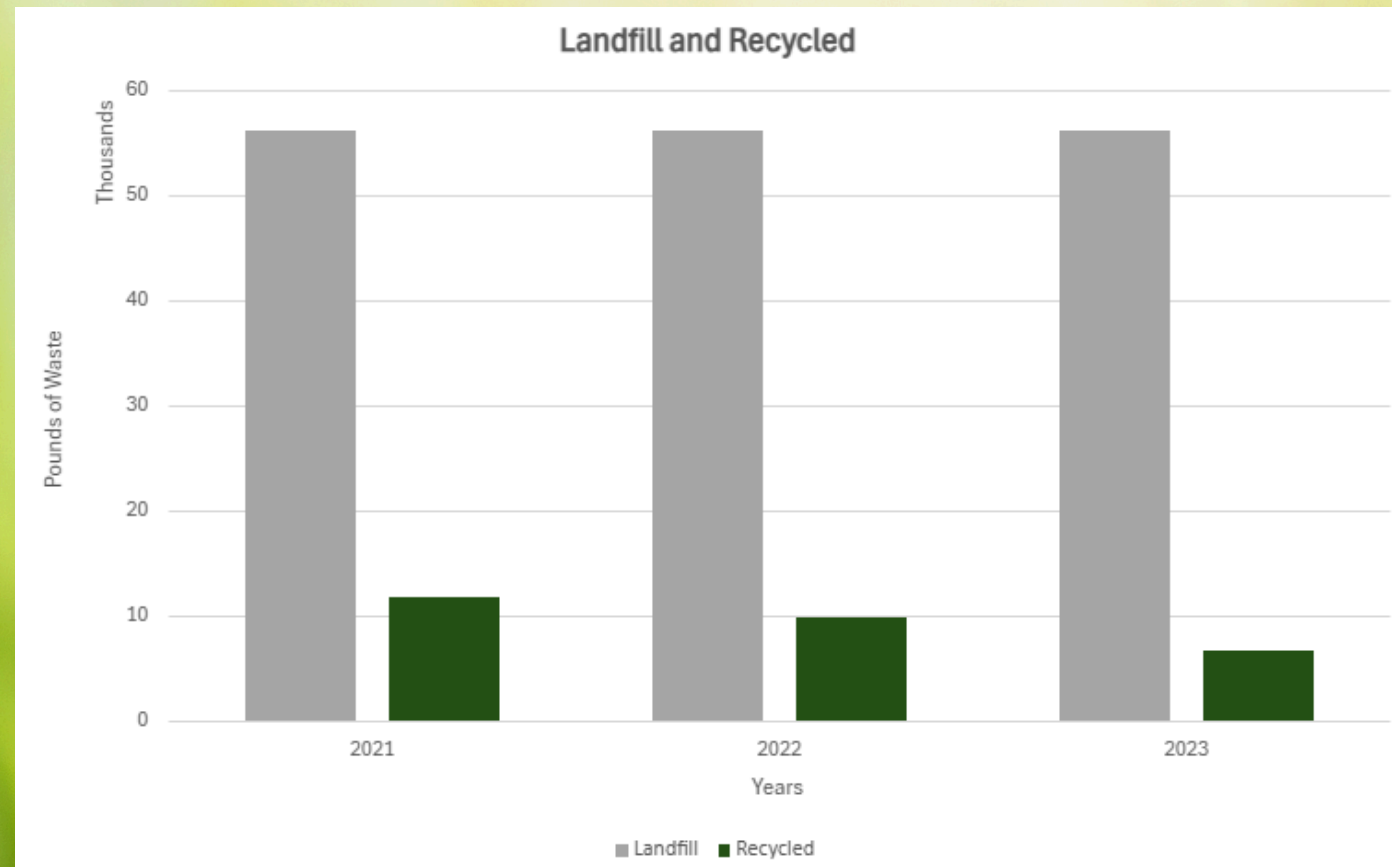


7. MATERIALITY ASSESSMENT

Our materiality assessment is one of the cornerstones of our sustainability strategy. Quite simply, it involves in-depth analysis of environmental, social, and governance issues that are material to our stakeholders and have a high business impact. This year, we consulted an even larger group of stakeholders—customers, employees, suppliers, and leaders in the community—concerning the critical areas of focus. The insights learned have pointed out where our strategic priorities are to be and how to most effectively allocate resources to address the key challenges.

8. GOALS AND PERFORMANCE

This year's targets were ambitious, hoping to set deep reductions in our carbon emissions, water usage, and generation of waste. We are very pleased to report significant progress toward these goals, in no small part due to our process optimizations. This performance reflects deep commitment to environmental stewardship and can be regarded as a possible example for technology companies leading the way. We recognize that there is more work to be done and maintain focus on the attainment of long-term sustainability goals. One trend we noticed last year was that our recycling numbers were down. With a high commitment to recycling and no changes to our program, this was unexpected. Our sustainability team decided to dig in and isolate the issue. We realized that our data process needed to be refined. We accounted for strictly recycled items but had no way to account for scraps that were sent out to be refurbished. The refurbishing process, a separate program from our recycling program, pulls materials for refurbishing and then sends leftover scraps for recycling. We refined the process to find that we were sending more through the refurbishing program. Gains in the refurbishing program explained drops in recycling. We also noted that the peak for refurbished/recycled was higher than anticipated in FY2023 due to old products coming out of warranty this year and are expected to normalize in FY2024.



9. METRICS AND TARGETS

We track our performance on sustainability by rigorous, relevant EPEAT Criterion and ESG metrics. These goals are ambitious yet achievable, reflecting our commitment to deliver measurable progress. On the board in the reporting period, we saw improvements in our reduction of our overall waste footprint. While we were disappointed to watch our CO2e emissions go up, the reason for this, our first deep dive into Scope 3 Transportations Emissions Report, was a boon toward helping us see our true impact, set reduction targets and improve. It is a huge win to take this step back if it means future growth forward. These metrics are more than just numbers; they represent the hard work and dedication put in by every member of the team to live up to our commitments toward sustainable development.

01

GRI 301 Materials Priority

Adhering to EPEAT materials criteria helps Ace focus on selecting environmentally preferable materials for electronic products. This includes using recycled content, reducing the use of hazardous substances, and end of life recycling. We design for longevity, repairability, and upgradability to extend their useful life. We promote responsible sourcing and supply chain practices to minimize environmental impact.

Overall, these criteria aim to reduce the environmental footprint of electronic products throughout their lifecycle

02

GRI 302 Energy Priority

Ace Computer's is placing focus on reducing the environmental impact of electronic products throughout their lifecycle. By including requirements for energy efficiency, such as compliance with ENERGY STAR standards, and the use of renewable energy in manufacturing we can prioritize energy.

Additionally, we promote the reduction of greenhouse gas emissions through our evolving sustainability program. Our tenacious goal to get to EPEAT Gold informs stakeholders of our commitment to sustainability at Ace Computers.

03

GRI 305 Emissions Priority

Our focus on emissions is to reduce greenhouse gas (GHG) emissions throughout the lifecycle of electronic products. This includes our plans to disclose product carbon footprints in 2024 and set GHG reduction targets aligned with climate science in 2025. Additionally, we support the use of renewable energy and energy-efficient manufacturing processes through or use of RECs. Setting these product standards help minimize their environmental impact and support sustainable practices.

10. DATA SOURCES



The data that informs the sustainability report is carefully sourced from primary and secondary sources of information for accuracy and comprehensiveness. These include internal audits, supplier assessments, other fiscal year sustainability reports, EPEAT data and third-party verifications, which all combine to give an accurate picture of our performance. In light of this, we remain committed to transparency by improving the ways in which we gather this data so that our reporting is valid and useful.




11. STAKEHOLDER ENGAGEMENT

The desire to engage with our stakeholders is part of our journey towards sustainability. Stakeholders' insights are instrumental in fine-tuning our strategies to ensure that all our initiatives remain relevant to those whom we serve.



Supplier Engagement

Expanding on our previous efforts, we are undertaking extensive engagement this year through meetings, communications and surveys to solicit feedback, data, and ideas from our suppliers and distributors.



EPEAT Engagement


We are also deepening our engagement with voluntary ecolabel EPEAT and sector groups like the Small Business Coalition to help keep pace with emerging best practices and trends. We have become more involved in the stakeholder discussion groups offered by EPEAT and have looked for opportunities to become more involved in a small business advisory role.

12. PERFORMANCE INDICATORS

Ace utilizes the GRI Framework to assess and report yearly sustainability progress. These efforts are monitored by a host of performance indicators that range from material consumption, resource efficiency, energy consumption and reductions both inside and outside of the organization, and reduction of Scope 1, 2, & 3 emissions. Our focus is on material, energy and emissions. With the exception of Water Usage, all these indicators reveal positive trends this year and prove that our efforts are really starting to have the desired impact. We use these indicators to guide our actions, ensuring we are moving in the right direction.

Year Over Year Performance

| Material Topics | Impact on People | Impact on Planet | GRI Standards | 2020 | 2021 | 2022 | 2023 |
|--|------------------|------------------|----------------|--------|--------|--------|---------|
| Electricity for IT Usage Location-based (CO2e Metric Tons) | Low | High | 302: Energy | 200.64 | 200.64 | 371 | 339 |
| Electricity for IT Usage Market-based (CO2e Metric Tons) | Low | High | 302: Energy | NA | NA | 185 | 174 |
| Purchased RECs (MWh) | Medium | High | 305 Emissions | NA | NA | 265 | 234 |
| Natural Gas/Electricity for Heating/Cooling (CO2e Metric Tons) | Low | High | 302: Energy | 155.94 | 126.41 | 98.1 | 37 |
| Traveling via Car/Airplane (CO2e Metric Tons) | Medium | High | 305: Emissions | 6.26 | 16.7 | 4 | 2 |
| CO2e for Logistics (CO2e Metric Tons) | Medium | High | 305: Emissions | NA | NA | NA | 14799.5 |
| Water Usage (Gallons) | Medium | High | 303: Water | 56850 | 71310 | 43733 | 71625 |
| Electronics Scrap Recycled Waste (%) | Medium | High | 306: Waste | NA | 17.48% | 14.98% | 10.75% |
| Refurbished/Recycled Waste (%) | Medium | High | 306: Waste | 5.39% | 12.88% | 11.18% | 70.53% |



13. CARBON EMISSIONS

Ace Computers is a technology solution provider who has huge concerns about sustainability and reduction regarding our carbon footprint. At Ace, we have worked tirelessly to expand our reporting from Scope 1 and 2 reporting to build in Scope 3 reporting. Our goal is to have the most robust reporting that we can accomplish. This year we proudly captured our Scope 3 emissions from Product Transportation. It was a large undertaking for a small business, but it has taken us a huge leap forward in understanding our CO₂e output and strategizing future goals and targets for reduction.

Summary of Organization's Emissions:

Scope 1 Emissions

| | | |
|----------------------------------|----|----------------------------------|
| Stationary Combustion | 37 | CO ₂ -e (metric tons) |
| Mobile Sources | 13 | CO ₂ -e (metric tons) |
| Refrigeration / AC Equipment Use | 5 | CO ₂ -e (metric tons) |
| Fire Suppression | 0 | CO ₂ -e (metric tons) |
| Purchased Gases | 0 | CO ₂ -e (metric tons) |

Location-Based Scope 2 Emissions

| | | |
|------------------------------------|-----|----------------------------------|
| Purchased and Consumed Electricity | 339 | CO ₂ -e (metric tons) |
| Purchased and Consumed Steam | 0 | CO ₂ -e (metric tons) |

Market-Based Scope 2 Emissions

| | | |
|------------------------------------|-----|----------------------------------|
| Purchased and Consumed Electricity | 174 | CO ₂ -e (metric tons) |
| Purchased and Consumed Steam | 0 | CO ₂ -e (metric tons) |

Total organization Emissions

| | | |
|--|-----|----------------------------------|
| Total Scope 1 & Location-Based Scope 2 | 394 | CO ₂ -e (metric tons) |
| Total Scope 1 & Market-Based Scope 2 | 229 | CO ₂ -e (metric tons) |

Reductions

| | | |
|---------|---|----------------------------------|
| Offsets | 0 | CO ₂ -e (metric tons) |
|---------|---|----------------------------------|

| | | |
|--|-----|----------------------------------|
| Net Scope 1 and 2 Location-Based Emissions | 394 | CO ₂ -e (metric tons) |
| Net Scope 1 and 2 Market-Based Emissions | 229 | CO ₂ -e (metric tons) |

Scope 3 Emissions

| | | |
|--|--------|----------------------------------|
| Employee Business Travel | 2 | CO ₂ -e (metric tons) |
| Employee Commuting | 15 | CO ₂ -e (metric tons) |
| Upstream Transportation and Distribution | 14,799 | CO ₂ -e (metric tons) |
| Waste | 11 | CO ₂ -e (metric tons) |

Required Supplemental Information

| | | |
|---|---|----------------------------------|
| Biomass CO ₂ Emissions from Stationary Sources | 0 | CO ₂ -e (metric tons) |
| Biomass CO ₂ Emissions from Mobile Sources | 0 | CO ₂ -e (metric tons) |

15,395 CO₂-e (metric tons)

SCOPE 1 & 2

Scope 1 Emissions: Ace Computers reported Scope 1 Emissions of 55 metric tons of CO₂e. Breakdown: stationary combustion, 37 metric tons CO₂e; mobile sources, 13 metric tons CO₂e; refrigeration/AC equipment use, 5 metric tons CO₂e; no emissions related to fire suppression or purchased gases were reported. These are direct emissions from the sources controlled by the company and reflect a medium environmental impact from their operational activities.

Location-Based Scope 2 Emissions: Scope 2 location-based emissions of the company were 339 metric tons of CO₂e. This would seem to capture most of Ace Computers' emissions coming from electricity use, perhaps representative of the energy intensiveness in our operations.

Market-Based Scope 2 Emissions: Under market-based Scope 2, covering the energy providers chosen and the energy contracts in place, Ace Computers' Scope 2 comes out at a lower quantity of 174 metric tons of CO₂e. This may put us on a path of greener electricity or merely one where some of the energy contracts hold energy providers to lower emissions.

Total Organization Emissions: Aggregating both Scope 1 and location-based Scope 2 emissions, the total organizational emission would be 394 metric tons of CO₂e. If market-based Scope 2 is considered, it reduces to a total of 229 metric tons of CO₂e. This shows the impact of the market-based decisions on the company's overall carbon footprint.

Offsets and net emissions: Since there were no offsets reported, Scope 1 and Scope 2 location-based emissions remain 394 metric tons of CO₂e, while net market-based emissions are 229 metric tons of CO₂e. Though Ace Computers currently has no carbon offset projects, we purchased RECs in the amount of 234 MWh for fiscal year 2023.

SCOPE 3

Scope 3 Emissions: The indirect emissions not owned or controlled directly by Ace Computers yet related to their activities totaled 14,827 metric tons of CO₂e. The major contribution came from upstream transportation and distribution activities of 14,799 metric tons of CO₂e, while employee commuting, business travel and waste handling were 15 metric tons CO₂e, 2 metric tons CO₂e and 11 metric tons CO₂e, respectively. These figures indicate that supply chain-related activities is the biggest contributor to Ace's total emissions.

Additional Information: Ace Computers reported no biomass CO₂ from either category, stationary or mobile sources, thus Ace Computers does not use biomass as a fuel for its operations.

Overall, despite Ace Computers' best efforts to lower their direct emissions, it is quite evident from data that there is a gross environmental impact from indirect activities, particularly transportation. Ace Computers completed their first Product Transport this year which added additional CO₂e emissions not accounted for in previous years. While the total CO₂e emissions has increased significantly, we see this updated accounting as progress towards understanding our full carbon footprint. This obviously provides an extraordinarily clear indicator of where the company might most effectively concentrate their work toward sustainability for the greatest impact on their carbon footprint in the future.

MEASURING PROGRESS

Measuring progress towards EPEAT ratings involves defining clear goals, collecting relevant data, and establishing hard evidence to back our sustainability progress. Regular monitoring and evaluation against these criteria help Ace Computers to track trends and assess the effectiveness of implemented policies. Meeting optional criteria to secure the Gold level rating is not an easy feat for small businesses. We are hard at work making sure our products gain Gold level to keep the hard-earned confidence of our stakeholders and customers.

| KEY INDICATOR | ACTIVITY | OUTCOME |
|---|---|--|
| Product lines registered to meet the required Bronze level | Obtain "Required" criteria to meet Bronze level registration. | <ul style="list-style-type: none"> Ace Computers attained Bronze level for registered product lines in 2019-2021. |
| Continuous progress adding optional criteria to progress to Silver level. | Obtain "Optional" criteria to meet Silver level registration. | <ul style="list-style-type: none"> In 2023, Ace Computers increased from 18 of 23 to 23 optional points to capture the Silver level for registered product lines. |
| Continuous progress adding optional criteria to progress to Gold level. | Obtain "Optional" criteria to meet Gold level registration. | <ul style="list-style-type: none"> Ace Computers started 2023 with 18 of 35 optional points towards meeting Gold. We captured 10 more optional points to end the year at 28 of 35 optional points and expect to hit Gold in 2024. |

NEXT STEPS IN OUR SUSTAINABILITY JOURNEY

Where do we go from here? Sustainability reports are not just about looking back, but also looking forward.

01

ISO 50001 Certification

ISO 50001 is one of the ISO certifications we have yet to obtain. ISO 50001 isn't just a title—it's a powerful tool for organizations to light up their energy management game! And we are ready to score this certification in 2024.

02

Corporate GHG Inventory

Our next project is to complete our Corporate GHG Inventory. In 2023, our sustainability team was busy collecting and analyzing the data and hopes to have this completed by late-2024.

03

Product Carbon Footprint

Ace learned a lot in this sustainability reporting this year. We have improved communication with suppliers to capture more difficult types of data and will leverage this work in 2024 to prepare our first PCF.

04

Lifecycle Assessment

Last year we had the goal of ESG Software Acquisition needed to complete the LCA Process. This proved difficult due to the entry point cost of most out of the box software programs. As a small business we are not giving up.

14. INDEPENDENT ASSURANCE

Independent 3rd-party verification is important to Ace Computers for the integrity of this report. We engaged an independent 3rd party verifier to perform assurance on this sustainability report. Through their stringent review process, we verify that our data is accurate, and our claims are valid. This independent assurance gives our stakeholders a great deal of confidence in the information presented and illustrates very clearly our commitment to transparency and accountability.



ENVIRONMENTAL POLICY
Of
ACE COMPUTERS

Ace Computers is committed to continually reducing the amount of pollution created in its manufacturing plant by offering recycling solutions for IT equipment and by properly reducing, reusing, and recycling its packaging material while considering the interests of our customers, partners, suppliers, and other interested parties. We provide the leadership to manage the policy and communicate it throughout our organization. The system is planned, implemented, and reviewed while considering the context of our organization.

Ace Computers maintains an Environmental Management System that it is proud of and one that complies with all of its legal and other defined environmental requirements.



Marianne E. Samborski
President

July 31, 2023

15. MANAGEMENT APPROACH

Our management approach towards sustainability is proactive and strategic. At all levels of the organization, we integrate considerations of sustainability into the decision-making process. Our managers are empowered by tools and knowledge to make informed decisions that best consider our goals on sustainability. We foster a culture of innovation in which sustainable solutions are stimulated and rewarded.

16. WATER & OZONE

WATER USE

All water use is for human purposes (sanitation, washing of floors and other areas, etc.), and the total usage is derived from invoices provided by the City of Des Plaines Water (Howard Location). The totals are summarized in the chart below. For the period of this study, January 1, 2023 to December 31, 2023, the total usage was 71,625 gallons of water. Invoices were provided to the GHG third-party verifier to confirm this data is accurate.

OZONE

Ace Computers certifies that no ozone-depleting substances are present on our premises. Our manufacturing and business processes do not involve the use of any ozone-depleting substances. Consequently, we have no emissions of these substances. The only potential source of ODS emissions would be from standard appliances in the break and lunchroom, were there to be any leaks. We are deeply committed to environmental responsibility. We continuously strive to minimize our ecological footprint by adopting sustainable practices and ensuring compliance with environmental regulations. Our dedication to preserving the environment is reflected in our efforts to eliminate the use of harmful substances and promote a greener, healthier planet.


340 Howard Avenue, Des Plaines, IL 60018 Water

| Month | Water- 340 Howard, CF | Total Water Used, Gallons* |
|--------------------------|-----------------------|----------------------------|
| Jan 23 | 10.6 | 7950 |
| Feb 23 | 0 | 0 |
| Mar 23 | 11.8 | 8850 |
| Apr 23 | 0 | 0 |
| May 23 | 15.8 | 11850 |
| June 23 | 0 | 0 |
| July 23 | 18.8 | 14100 |
| Aug 23 | 0 | 0 |
| Sept 23 | 18.6 | 13950 |
| Oct 23 | 0 | 0 |
| Nov 23 | 19.9 | 14925 |
| Dec 23 | 0 | 0 |
| Total Water Usage | | 71625 |

***City of Des Plaines billing cycle is every other month.**

1 CF= 750 Gallons

Our fiscal year Materiality and GRI Reporting can be found [here](#).





CONCLUSION

In our ongoing commitment to sustainability, we have identified three critical areas that require our focused attention: carbon emissions, waste management, and the prioritization of environmentally sound products through our supplier relations. In conclusion, our dedication to addressing carbon emissions, waste management, and sustainable supplier relations underscores our commitment to a more sustainable future. We will continue to innovate and collaborate, driving positive environmental impact and setting new standards for corporate responsibility.



Carbon Emissions Reduction

Firstly, reducing carbon emissions remains a top priority. We have implemented various initiatives to track our carbon footprint, including purchasing Renewable Energy Certificates and optimizing our operations for energy efficiency. These efforts are crucial in mitigating the impacts of climate change and aligning with global sustainability goals.



Waste Management

Secondly, waste management is an area where we have made significant strides. By adopting sound approaches to recycling and a commitment to refurbishing, we aim to reduce waste generation and enhance recycling and reuse practices. Our goal is to minimize landfill contributions and promote a more sustainable lifecycle for our products.



Sustainable Products

Lastly, we recognize the importance of prioritizing sustainable products through our supplier relations. Through participation in our EPEAT eco-label and by collaborating with suppliers who share our commitment to sustainability, we ensure that our products are not only high-quality but also environmentally responsible. This approach not only supports our sustainability objectives but also fosters a culture of environmental stewardship throughout our supply chain.

ACKNOWLEDGEMENTS

Writers Team



Nicole DeSalvo

Sustainability Associate



Liz Hartranft

Sustainability Manager

Research Contributors



Mariane Samborski

Management Team



Amber Robert

Management Team



Leyda Golemo

Management Team



Danielle Kennefick

Marketing Specialist



Brian Graikowski

Warehouse Coordinator/Driver



Debra Gill-Grimmel

RMA/Customer Service



ACE COMPUTERS

**THANK
YOU**

July 31, 2024